











1040/2040 TRANSFORMER SPECIFICATIONS

Country & Part #	Input Specs	Output Specs	Pin Shape
USA 2000-222	120VAC, 60Hz	12VAC 1200mA	
Europe 2000-232	230VAC 50Hz	12VAC 1600mA 19.2 VA	
Japan 2000-234	100VAC 50Hz	12VAC 1250mA	
China 2000-235	220VAC 50Hz	15VAC 1.25A	
Thailand 2000-236	220VAC 50Hz	13VAC 1250mA	
Australia 2000-238	240VAC 50Hz	12VAC 1.25A	

*Additional adapter (2000-233) required for UK and other British Commonwealth countries.

540 TRANSFORMER SPECIFICATIONS

Country & Part #	Input Specs	Output Specs	Pin Shape
USA 540-222	120VAC, 60Hz	12VDC 600mA	
Europe 540-232	230VAC 50Hz	12VDC 600mA	
Japan 540-234	100VAC 50Hz	12VDC 600mA	
China 540-235	220VAC 50Hz	12VDC 600mA	

*Additional adapter (2000-233) required for UK and other British Commonwealth countries.

**Additional adapter (2000-238) required for Australia and other South Pacific countries.